

## Activity 1

1. Écouter la conversation **Describing people**
2. Compléter la conversation en s'aidant de la **WORDBOX**.



Aurelia: Who's **that BOY** over there, **Hannah**?

Hannah: That? Er, that's **my BROTHER**, **Jem**.

Aurelia: Your brother?

Hannah: Yes, and **that's his GIRLFRIEND**, **Lucy**. The **PRETTY** girl with the **long, brown HAIR**.

Aurelia: Oh, right. So, **you've got** a brother?

Hannah: No, **I've got TWO** brothers. **Jem** and **Alex**.

Aurelia: Really? And how **OLD** is **Alex**?

Hannah: **Alex and Jem** are **TWINS**, **they're BOTH** 15.

Aurelia: 15, mmm, and **does Alex** look like Jem?

Hannah: **They're EXACTLY** the same! **They're** both **tall** and **thin**. **They've** both got **short, brown hair, green EYES**, and **big EARS**!

Aurelia: **They're** not **BIG**. **I think they're CUTE**. And, **has Alex** got a girlfriend?

big  
both (*les deux*)  
boy  
brother  
cute (*mignon*)

ears  
exactly  
eyes  
girlfriend  
hair

old  
pretty  
twins (*jumeaux*)  
two

**WORDBOX**

3. Sur le texte, surligner en **bleu** le verbe, en **jaune** le sujet, en **orange** les adjectifs, en **vert** les noms propres.

4. Entourer les pronoms personnels et souligner les pronoms possessifs.

5. Répondre aux questions avec des phrases complètes et structurées (sujet / verbe / compléments) → *in your notebook*

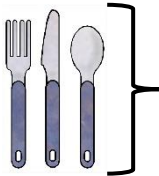

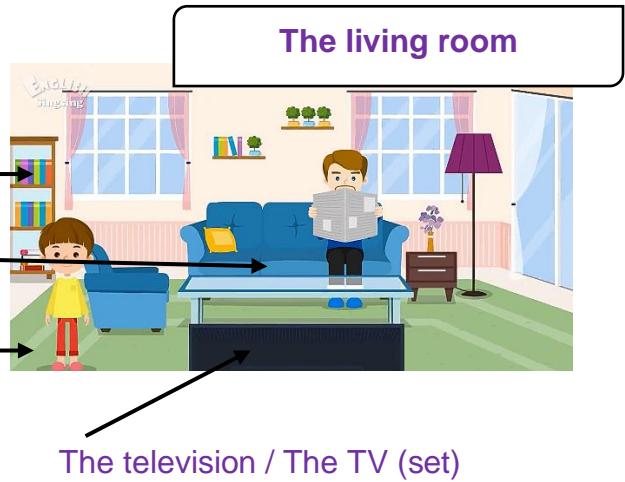
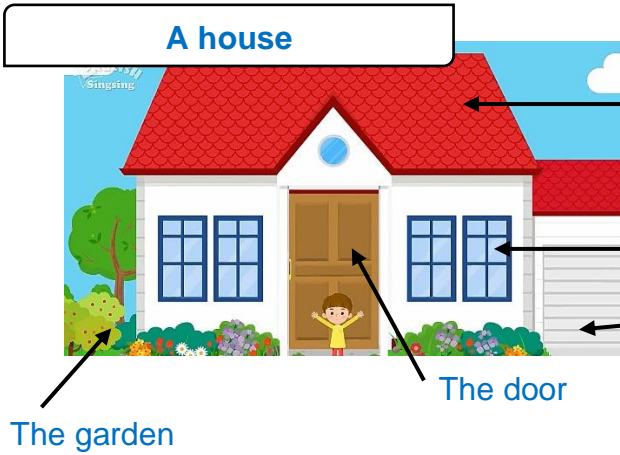
1. **What** are the names of the girls who are speaking? **Their names are Hannah and Aurelia.**
2. **Who** has two brothers? **Hannah has / has got 2 brothers.**
3. **Who** has a girlfriend? What's her name? **Jem has a girlfriend and her name is Lucy.**
4. **How** are Alex and Jem's eyes? **Their eyes are green.**



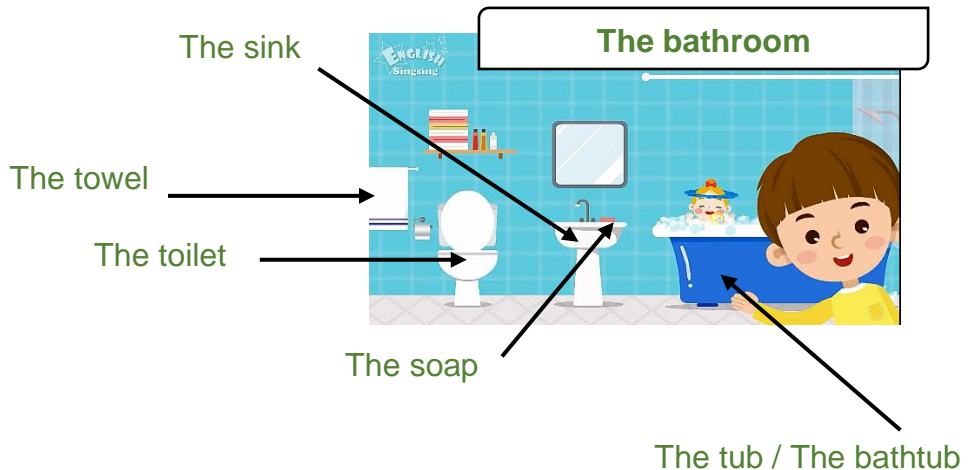
# Activity 2



1. Regarder la vidéo à l'adresse suivante <https://www.youtube.com/watch?v=R9intHqIzhc> ou bien taper **Kids vocabulary – House – Parts of the house – Learn English for kids** dans YouTube
2. Compléter les différentes flèches avec le vocabulaire qui convient.




The fork, the knife and the spoon.

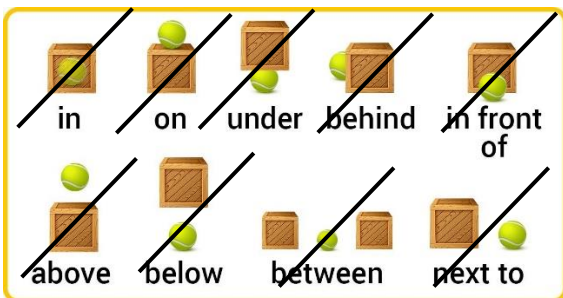




3. Regarder l'image et écrire **6 phrases** en utilisant le vocabulaire approprié et les **prépositions de lieu**.



### RAPPELS



1. The plant is **in front of** the sofa.
2. The cat is **next to** the man.
3. The picture is **between** the windows.
4. The drawers are **below** the flowers.
5. The cat is **on** the sofa.
6. The lamp is **next to** the flowers.
7. The carpet is **under** the boy.
8. The books are **in** the bookshelf.
9. The shelf is **above** the ground.
10. The curtains are **behind** the sofa.

## Activity 3

### 1. Lecture

# MILLY AND THE RAINBOW

Milly sits under the apple tree and watches the clouds go over the hills. What a wet day!

She eats an apple and waits for the rain to stop. Then, the sky turns blue again, and the Sun shines. Then she sees the rainbow. It begins as an explosion of light in the clouds. The sky fills with dazzling colours: blue, orange, green and purple. Then the ends of the rainbow begin to fall to Earth...

The rainbow lands in the garden.

'Wow!' Milly goes to the rainbow and touches it. She feels nothing, just air. But the colours move under her fingers.

When she looks up, the rainbow moves into space.

She asks herself: "Can I go inside the rainbow?". She steps inside.

It is beautiful! And very quiet. Milly can't hear anything.

She looks up. The rainbow seems to continue forever...

**WHOOSH!** Milly is in the rainbow. It is a tunnel of light. She slides inside and she tumbles over and over but doesn't hurt herself. Up and up and up she goes, so fast.

But rainbows go up... and rainbows come down. Soon she falls down the side of the rainbow. She can see the green grass below.

**BOOM!!** She lands hard, but she's fine.

Milly stands up. She is on the other side of the valley. She can see her house, far away. It is like a very small white box with a rainbow in the garden. Everything is calm and very beautiful.

**WHOOSH!** Suddenly she goes again, and she lands back in her own garden.

Then she thinks about something: 'Gold! There is gold at the end of a rainbow!'

She digs and finds a golden coin. She rubs it and reads "Make a wish before the rainbow fades".

'Oh wow!' she says. 'This is amazing! A wish!'

Milly closes her eyes and makes a wish. Then the rainbow disappears.

She looks up. The sky is blue. The Sun is golden. What a beautiful day. What a beautiful world.

### Vocabulaire utile (dans l'ordre du texte)

to watch

*regarder*

to step

*faire un pas*

over

*au-dessus*

to seem

*sembler*

a hill

*une colline*

to slide

*glisser*

wet

*mouillé*

to tumble

*chuter*

a rainbow

*arc-en ciel*

the grass

*l'herbe*

the light

*la lumière*

gold

*de l'or*

to fill

*se remplir*

to dig

*creuser*

dazzling

*éblouissant*

a coin

*une pièce*

to begin

*commencer*

to rub

*frotter*

to fall

*tomber*

to make a wish

*faire un vœu*

to land

*atterrir*

to fade

*s'estomper*

to ask herself

*se demander*



1. Remettre l'histoire dans l'ordre. Numéroter de 1 à 6



Milly sits under an apple tree.

1



The sky turns blue again, and the Sun shines.

6



She slides inside and she tumbles over and over.

3



She digs and finds a golden coin.

5



BOOM!! She lands hard, but she's fine.

4



She sees the rainbow.

2

2. Orthographier les mots correctement



Sky

syk




Apple tree

eret pepal



Clouds

doucls



Hill

llih



Rainbow

wobnria



Garden

nderag



Golden coin

neglod ncoi



3. Relier la question avec la bonne réponse

- |                                                            |                                                     |
|------------------------------------------------------------|-----------------------------------------------------|
| 1. <b>Where</b> is Milly ?                                 | a. Clouds are in the sky.                           |
| 2. <b>What</b> are in the sky?                             | b. It disappears.                                   |
| 3. <b>Where</b> <b>does</b> the rainbow <b>land</b> ?      | c. It <b>feels</b> just like air.                   |
| 4. <b>How</b> <b>does</b> the rainbow <b>feel</b> ?        | d. It is very small.                                |
| 5. <b>How</b> does Milly go inside the rainbow?            | e. It <b>lands</b> in the garden.                   |
| 6. <b>What</b> happens inside the rainbow for Milly?       | f. She <b>finds</b> a golden coin.                  |
| 7. <b>Where</b> <b>does</b> she <b>land</b> ?              | g. She <b>lands</b> on the other side of the valley |
| 8. <b>How</b> is her house?                                | h. She <b>makes</b> a wish.                         |
| 9. <b>What</b> <b>does</b> she <b>think</b> about?         | i. She slides and tumbles over.                     |
| 10. <b>What</b> <b>does</b> she <b>find</b> in her garden? | j. She steps inside.                                |
| 11. <b>What</b> <b>does</b> she <b>make</b> ?              | k. She <b>thinks</b> about gold.                    |
| 12. <b>What</b> happens to the rainbow?                    | l. She's under an apple tree.                       |

1	2	3	4	5	6	7	8	9	10	11	12
l	a	e	c	j	i	g	d	k	f	h	b

## Activity 5

Retrouver les mots de vocabulaire dans la grille

- clouds
- coin
- dazzling
- dig
- fade
- garden
- gold
- hill
- house
- land
- light

P F S **S** T P E K F **Y** **L** **D** **R** W T  
 S K H Q **D** **N** **I** **A** **R** **E** P **L** **A** E Z  
 Z **E** **L** **B** **M** **U** **T** V **E** **L** **A** **O** **I** V D  
**L** **A** **N** **D** **H** **O** **R** **G** **L** **T** **G** **N** **H** **Y**  
**Y** **K** **S** **L** **B** **O** **T** **L** **O** **A** **S** **C** **B** **U** **K**  
**S** **L** **I** **D** **E** **E** **U** **R** **C** **V** **T** **T** **O** **S** **S**  
 O R L Y N I D **S** A V E U **W** U I  
 K D Z W **F** N X J **E** B P W **G** Y G  
**L** R A **A** Y **C** J L E **Y** J **A** I U Q  
**I** W **D** Z **O** N T R **L** K **R** G L Y U  
**G** **E** Z **I** Z A **W** **L** B **D** W N I S N  
**H** W **N** R X L **I** **I** **E** O C C O C P  
**T** U H **G** V **M** I **N** **S** N N R E M V  
 H Y O **I** X O T N I **H** D M P O R  
 O L S **D** I M L A G T G A Q V K

- milly
- rain
- rainbow
- sky
- slide
- step
- sun
- tree
- tumble
- valley
- wish